



Oregon Judicial Department

Unrepresented Crisis – November 2024 Update: Part 2 (statewide data)

This November 2024 Update: Part 2 (statewide data) supplements the November 2024 Update provided to the OPDC on November 6, 2024, for the November OPDC meeting. OPDC meeting deadlines precluded OJD from providing this statewide data at that time, but the data is now available and provided in this supplemental report.

Beginning with the December 2024 Update, OJD will publish these monthly reports on a regular schedule for all recipients, including the OPDC, and will continue to provide OPDC with local data separately to support court presentations to the Commission.

Key Insights

[Unrepresented Trends](#)

The total number of **unrepresented individuals and unrepresented cases continues to increase, reaching a new high on November 1, 2024**, with 3,832 unrepresented individuals and 4,244 unrepresented cases. ([Figure 1 and Figure 2](#)). Daily updates are available from the [Unrepresented Dashboard](#) on the OJD website.

More cases exited the unrepresented list in October 2024 than were added, and the number of cases exiting the list has also increased since August ([Figure 3](#)). However, the number of cases added to the unrepresented list has been increasing since September.

[Appearances Before Dismissal](#)

Unrepresented persons appear in court an average of five times before counsel is appointed and an average of three times before their case is dismissed ([Figure 5](#)).

[Unrepresented – Out-of-Custody](#)

The average number of days a case is on the unrepresented list before an attorney is assigned has increased from 93 days in September 2024 to 103 days in November 2024 ([Figure 6](#)). There are 56 pending cases that have been unrepresented list for more than one year and two have been on the list for more than two years.

[Criminal Case Filings](#)

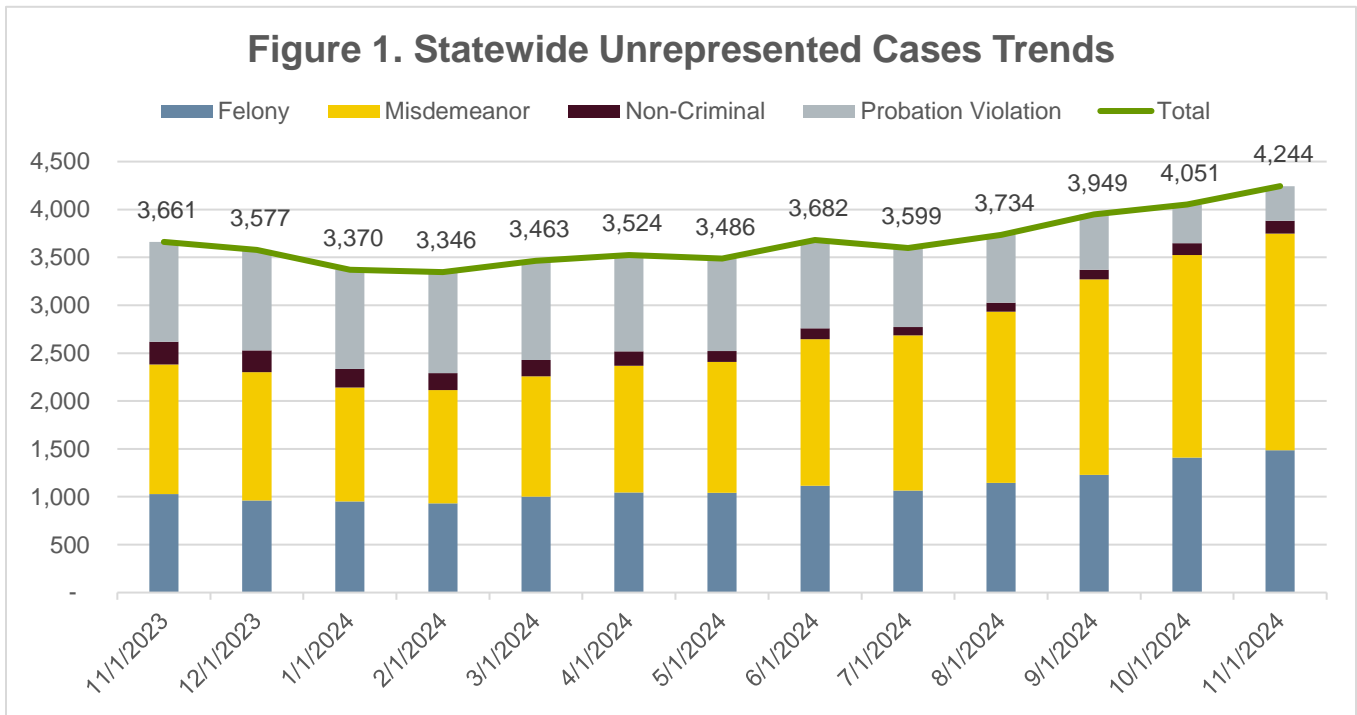
The number of criminal cases filed each month has increased over the past twelve months ([Figure 7](#)).

[Unrepresented by County](#)

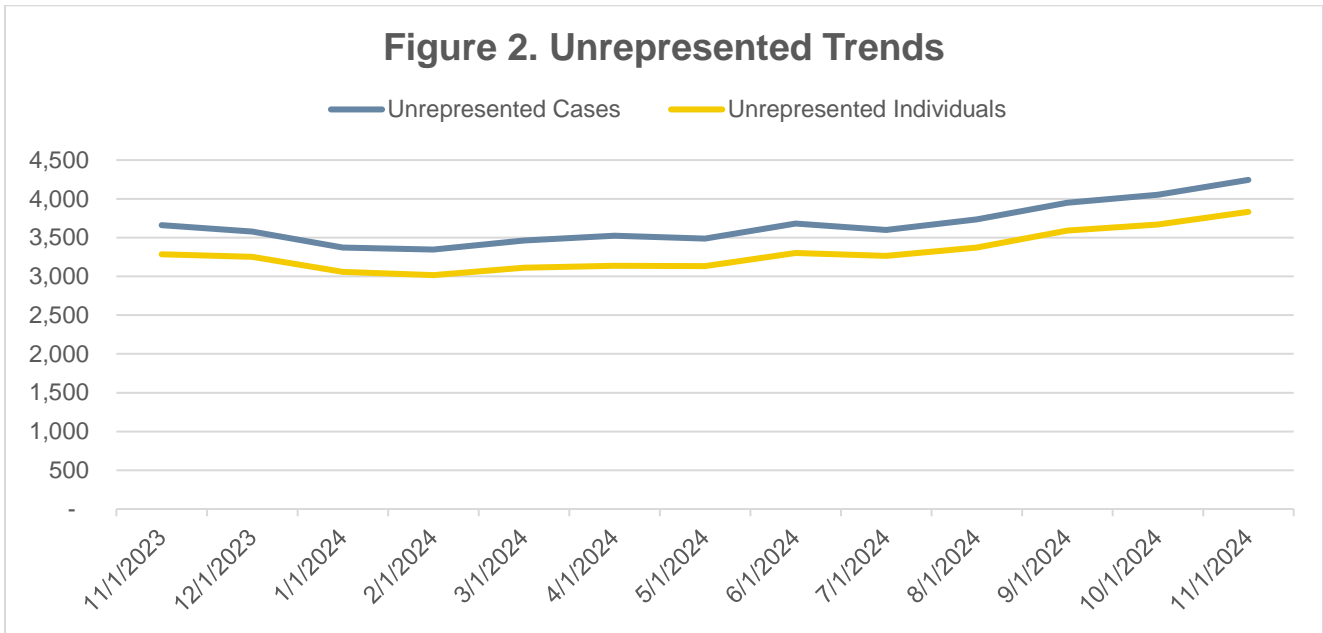
Multnomah County has surpassed Jackson County and now has the most unrepresented individuals in the state at 890 individuals. ([Figure 8](#)).

Unrepresented Trends

Figure 1 shows the number of unrepresented cases by case type. The number of unrepresented cases continues to increase, reaching a new record high on November 1, 2024 of 4,244 cases. The number of felony, misdemeanor, and non-criminal unrepresented cases has increased, while number of unrepresented probation violations has decreased. Non-criminal cases include juvenile dependency and delinquency, post-conviction/habeas, and civil commitment cases. **Figure 2** shows the number of unrepresented cases and unrepresented individuals. While there are 4,244 unrepresented cases, there are 3,832 unrepresented individuals. Some unrepresented individuals have more than one unrepresented case.

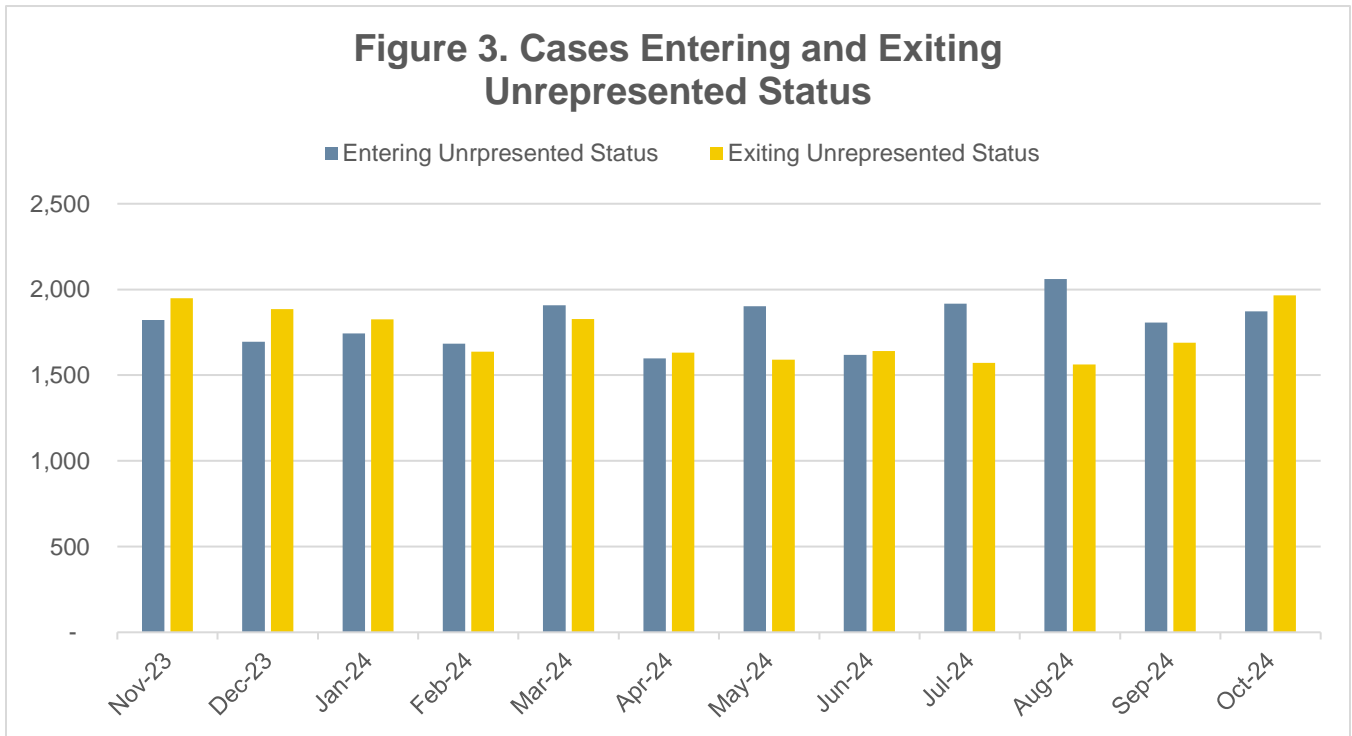


Source: OJD Odyssey Data (eCourt).



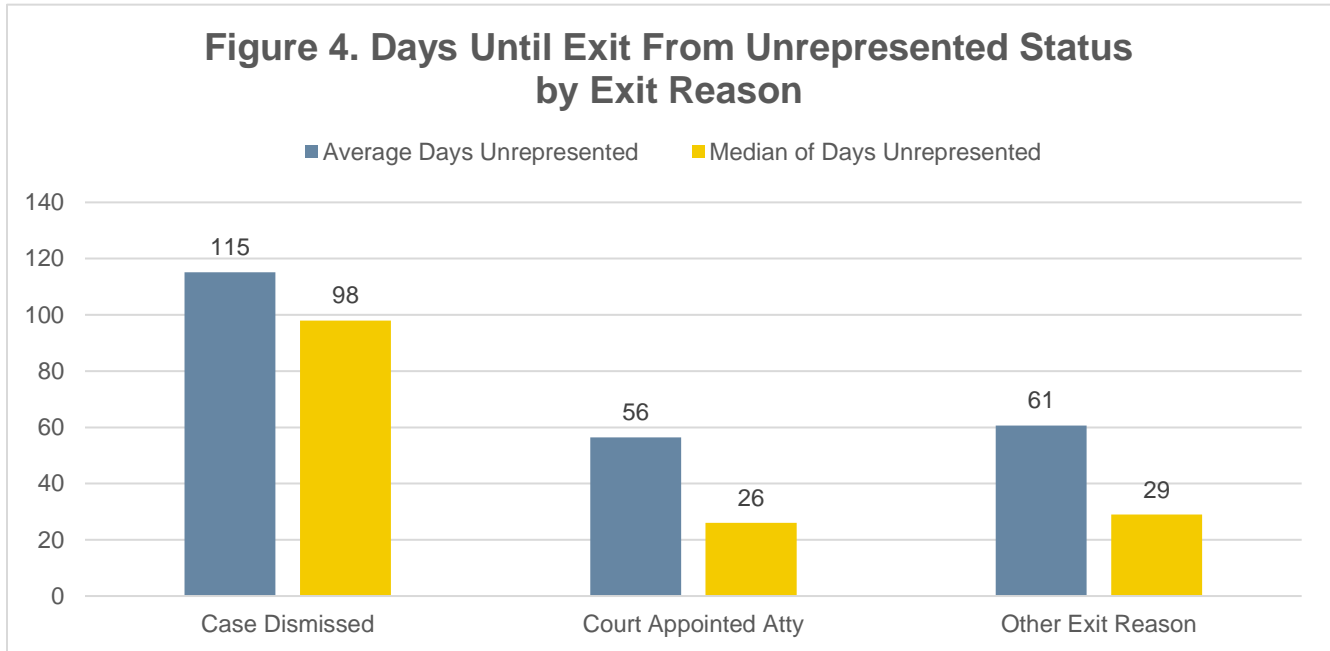
Source: OJD Odyssey Data (eCourt).

Figure 3 shows the number of unrepresented cases entering and exiting unrepresented status by month and year. In October 2024, slightly more cases exited the unrepresented list than entered; however more cases entered the unrepresented list than the prior month. Oregon still saw an increase in the total number of unrepresented cases, which is likely due to an increase in criminal filings as seen below in [Figure 7](#).



Source: OJD Odyssey Data (eCourt).

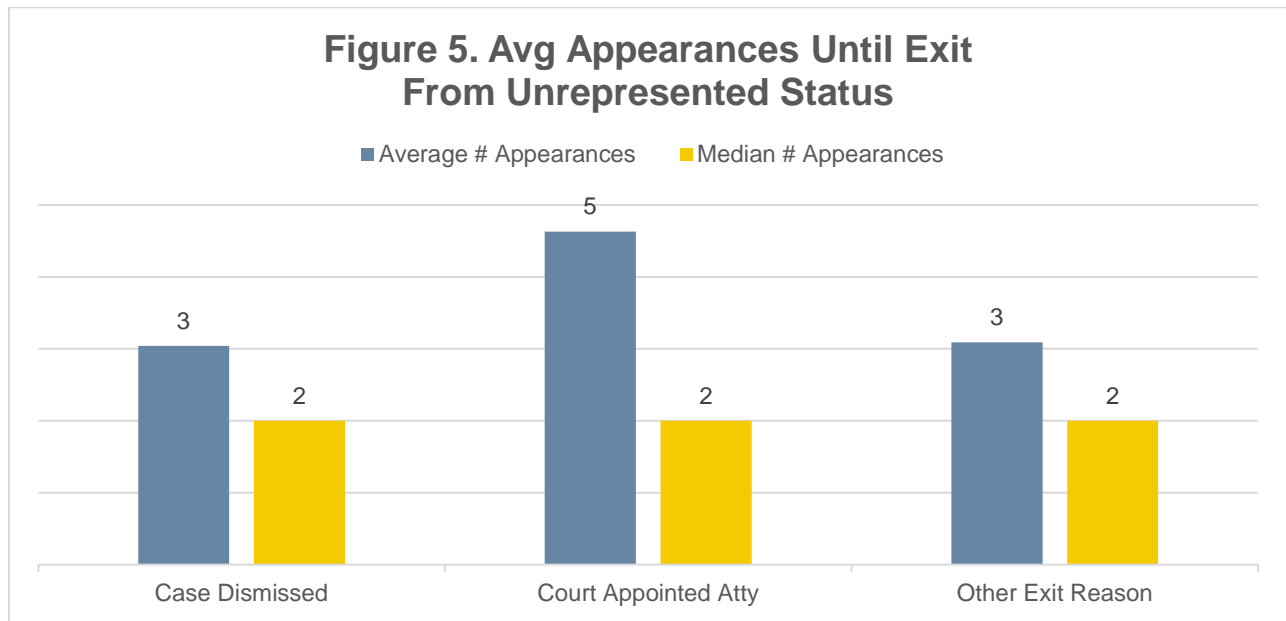
Figure 4 shows the days until exit from the unrepresented list based on exit reason. The most common reason for exit is the case was dismissed. On average, unrepresented cases are appointed counsel faster than unrepresented cases are dismissed. Cases may be dismissed for reasons unrelated to the person’s unrepresented status. For instance, an unrepresented case could also be dismissed as part of a negotiated plea deal where a person pleads guilty to a charge in a represented case, or the prosecutor may move to dismiss an unrepresented case because they are unable to proceed to grand jury within the time required by statute or a witness has become unavailable.



Source: OJD Odyssey Data (eCourt).

Appearances Before Dismissal

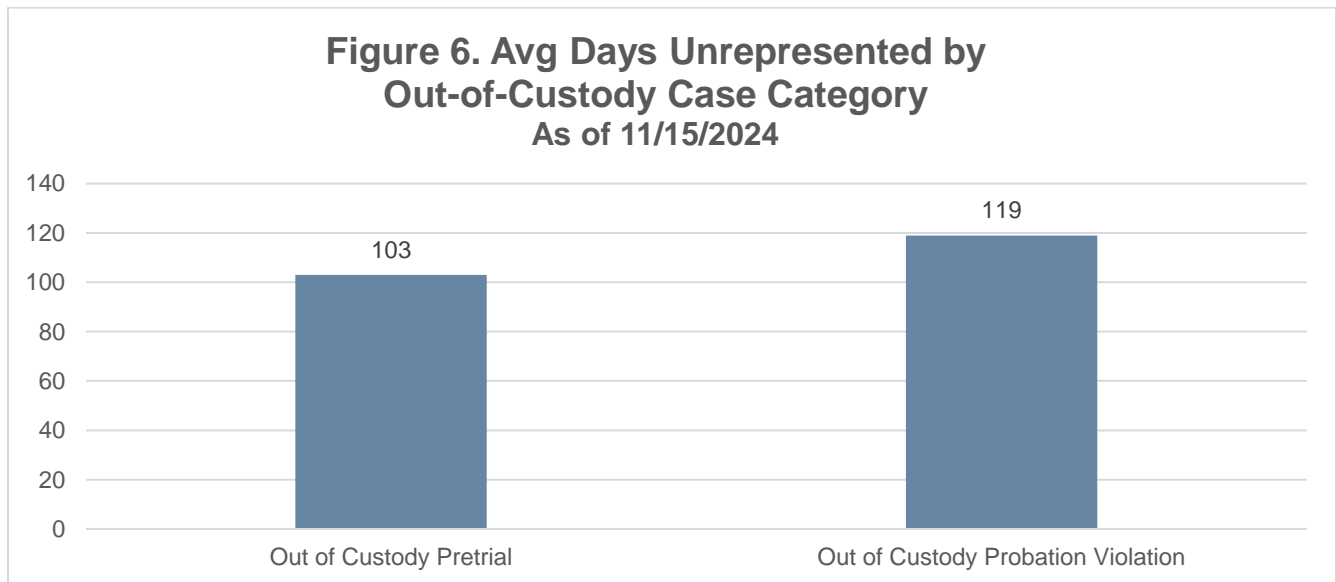
Figure 5 shows the average number of court appearances until a person exits the unrepresented list. On average, individuals appear in court five times before counsel is appointed and an average of three times before a dismissal.



Source: OJD Odyssey Data (eCourt).

Unrepresented – Out-of-Custody

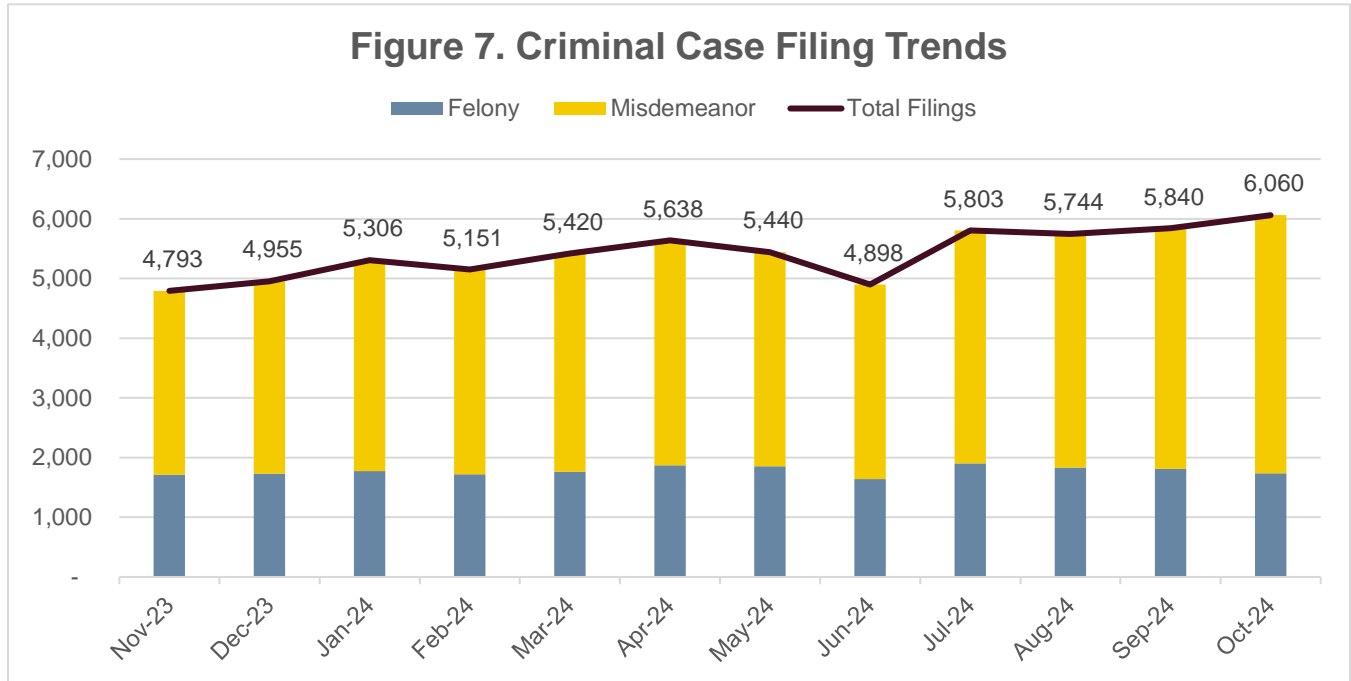
Figure 6 shows the average number of days a case is unrepresented by out-of-custody case category. The average number of days an out-of-custody pretrial case is on the unrepresented list has increased from 96 days to 103 days since September 2024. As of November 19, 2024, there are 56 out of custody unrepresented cases (not currently in active warrant status) that have been on the unrepresented list for more than one year. One case has been unrepresented for 807 days.



Source: OJD Odyssey Data (eCourt).

Criminal Case Filings

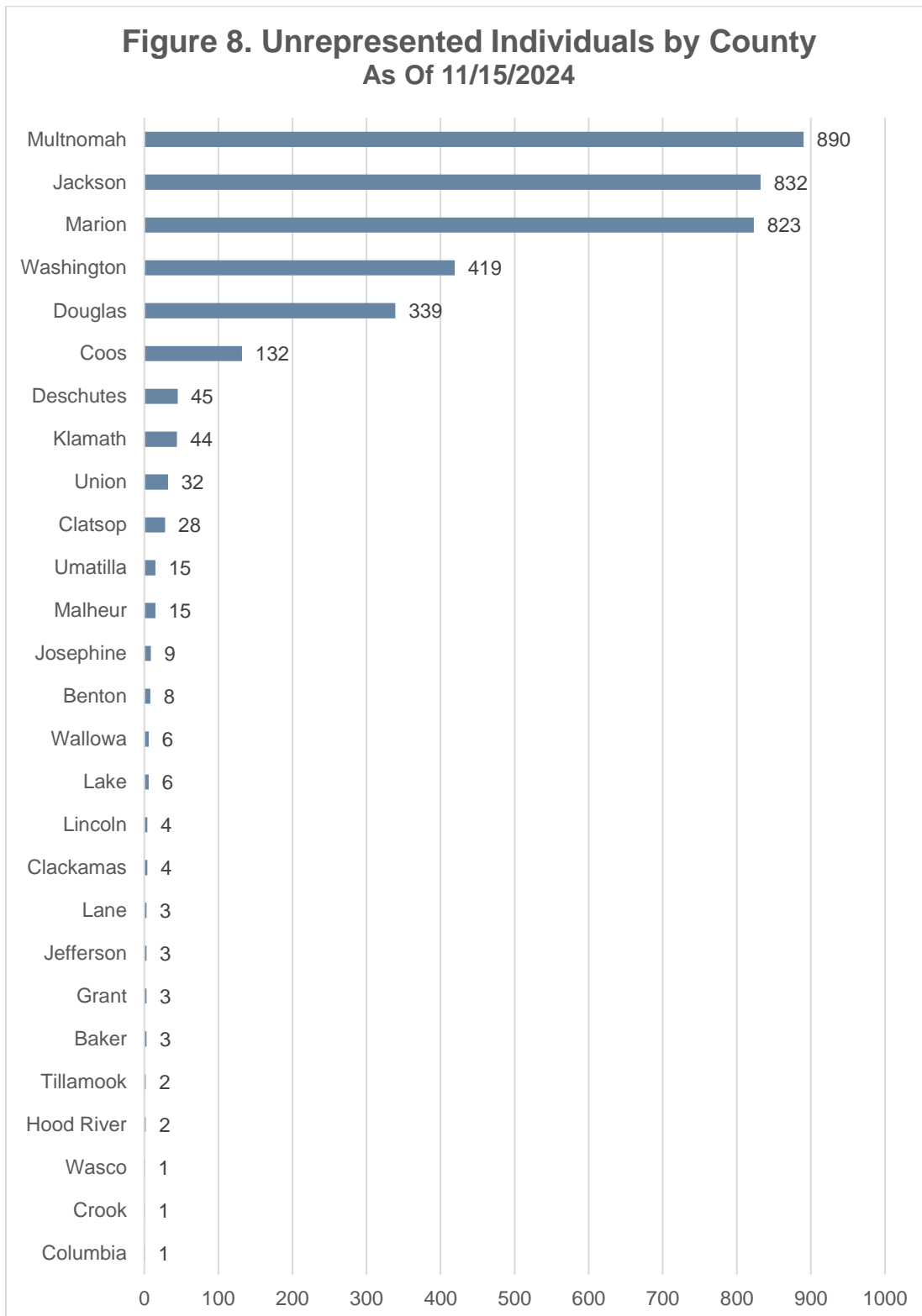
Figure 7 shows the number of criminal case filings by case type. Criminal case filings generally have increased throughout the past year.



Source: OJD Odyssey Data (eCourt).

Unrepresented by County

Figure 8 shows the number of unrepresented individuals by county. Out of ten counties with the highest number of unrepresented individuals, Multnomah, Jackson, Washington, Klamath, and Union all saw an increase in the number of unrepresented individuals from the previous month. Multnomah now has the most unrepresented persons in state. On October 2, 2024, Multnomah had 653 unrepresented individuals and on November 15, 2024, the county had 890 unrepresented individuals.



Source: OJD Odyssey Data (eCourt).