



Oregon Judicial Department

Unrepresented Crisis – December 2024

Key Insights

[Unrepresented Trends](#)

The total number of unrepresented persons and unrepresented cases continues to increase, reaching a new high on December 1, 2024, with 4,071 unrepresented persons and 4,478 unrepresented cases ([Figure 1](#) and [Figure 2](#)). Daily updates are available on the [Unrepresented Dashboard](#) on the OJD website.

[Unrepresented – Out-of-Custody](#)

The average number of days an out-of-custody felony case is unrepresented has increased throughout 2024 to an average of 128 days in November 2024 ([Figure 4](#)). The average number of days an out-of-custody misdemeanor case is unrepresented has remained stable at an average of 86 days each month since May 2024.

[Unrepresented – In-Custody](#)

The average number of days a person who is in custody and is unrepresented on any case has increased to 27 days ([Figure 5](#)). That number has almost doubled in the last four months. A person might be represented in their in-custody case and unrepresented in a different case, or a variety of other circumstances. In addition, the unrepresented case might not be subject to the federal court ruling in *Betschart* and therefore not be prioritized by OPDC for appointment of counsel.

[Criminal Case Filings](#)

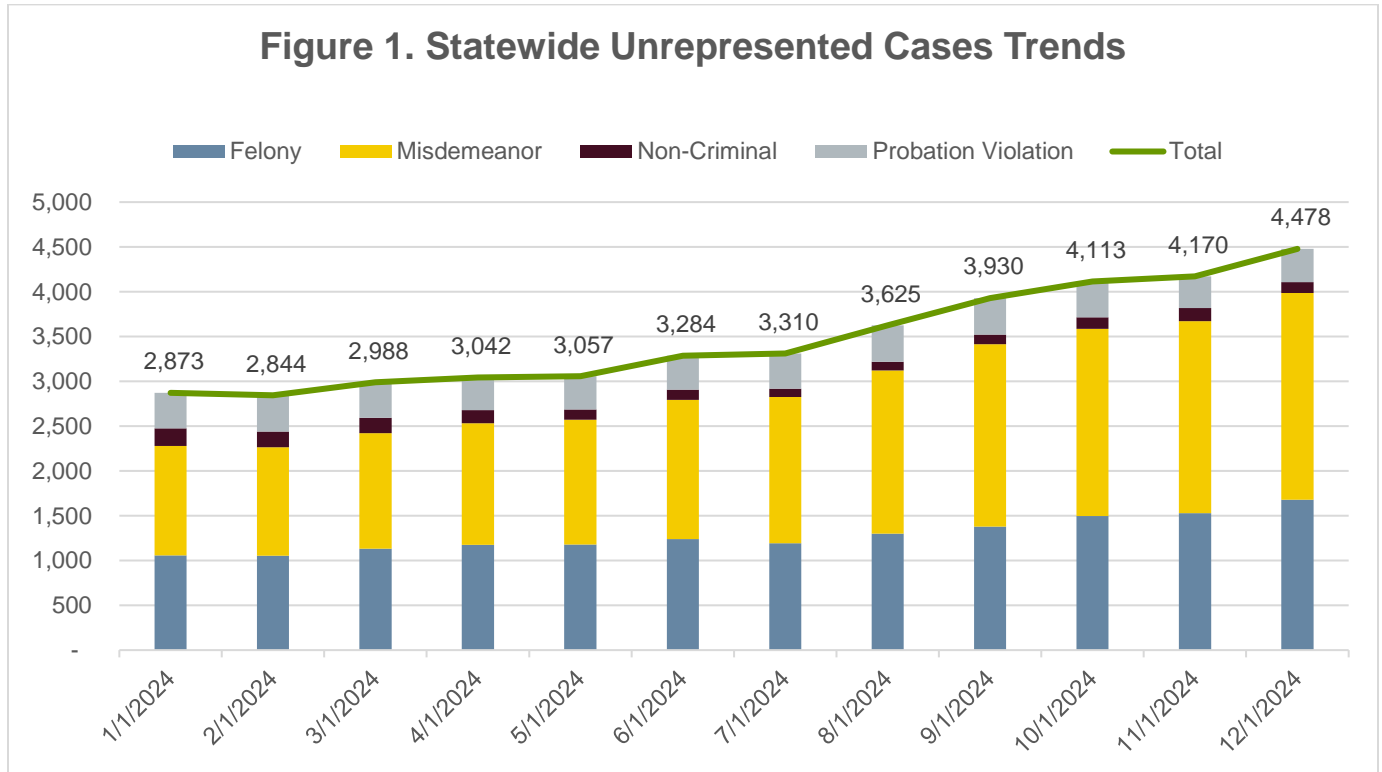
Monthly criminal case filings peaked in October 2024 at 6,097 filings and decreased in November 2024 to 5,399 filings ([Figure 6](#)). Criminal case filings in 2024 are almost 9 percent above 2023 levels and are approximately the same as 2020 filings.

[Unrepresented by County](#)

Multnomah, Marion, Jackson, Washington, Douglas, and Coos counties continue to have the highest number of unrepresented persons in the state ([Figure 7](#)). Multnomah County had 995 unrepresented individuals on December 15, 2024.

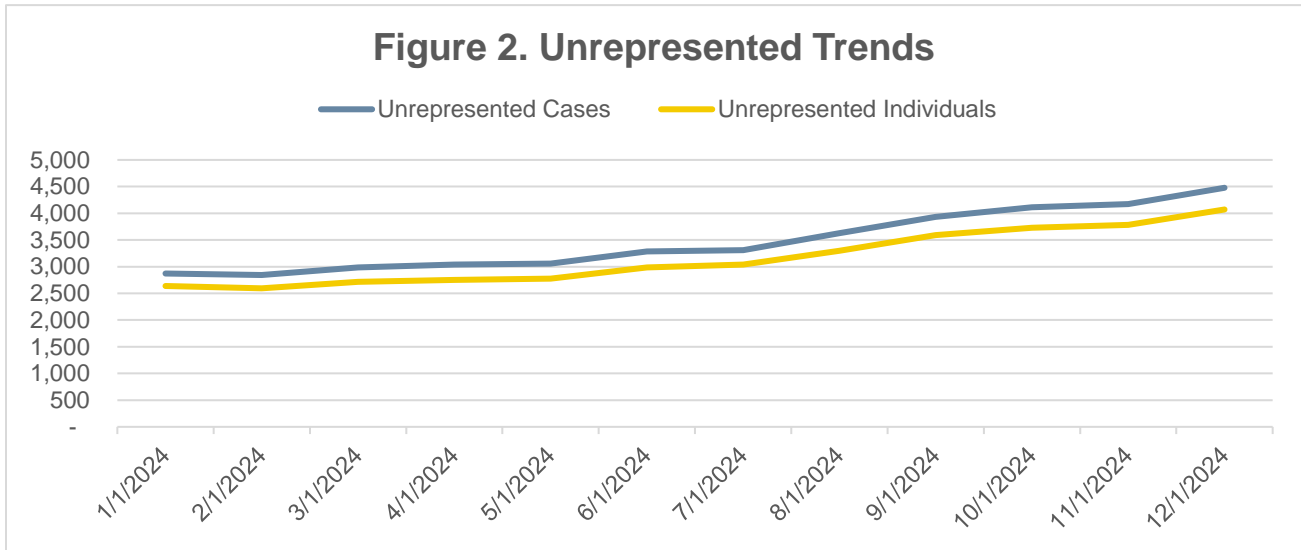
Unrepresented Trends

Figure 1 shows the number of unrepresented cases by case type. The number of unrepresented cases continues to increase, reaching another new record high on December 1, 2024, of 4,478 cases. The number of unrepresented felony, misdemeanor, and probation violation cases increased in the past month, and the number unrepresented non-criminal cases decreased.



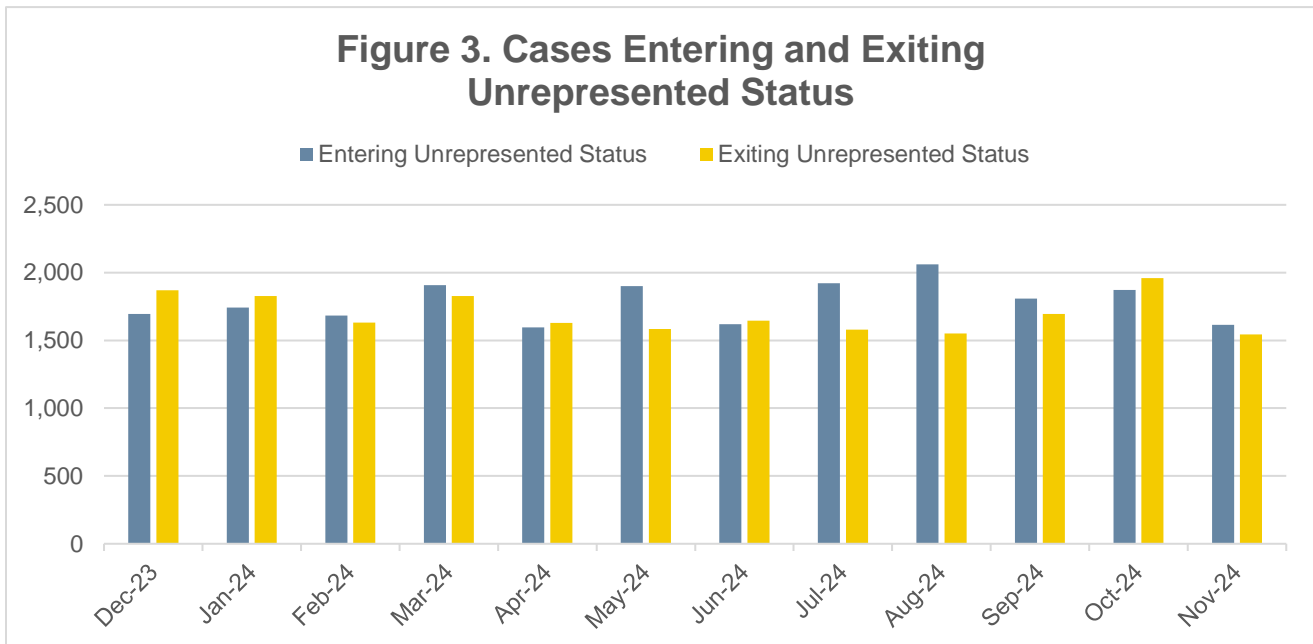
Source: OJD Odyssey Data (eCourt).

Figure 2 shows the number of unrepresented cases and unrepresented individuals. On December 1, 2024, the number of unrepresented persons in Oregon was 4,071, which also is a new record high.



Source: OJD Odyssey Data (eCourt).

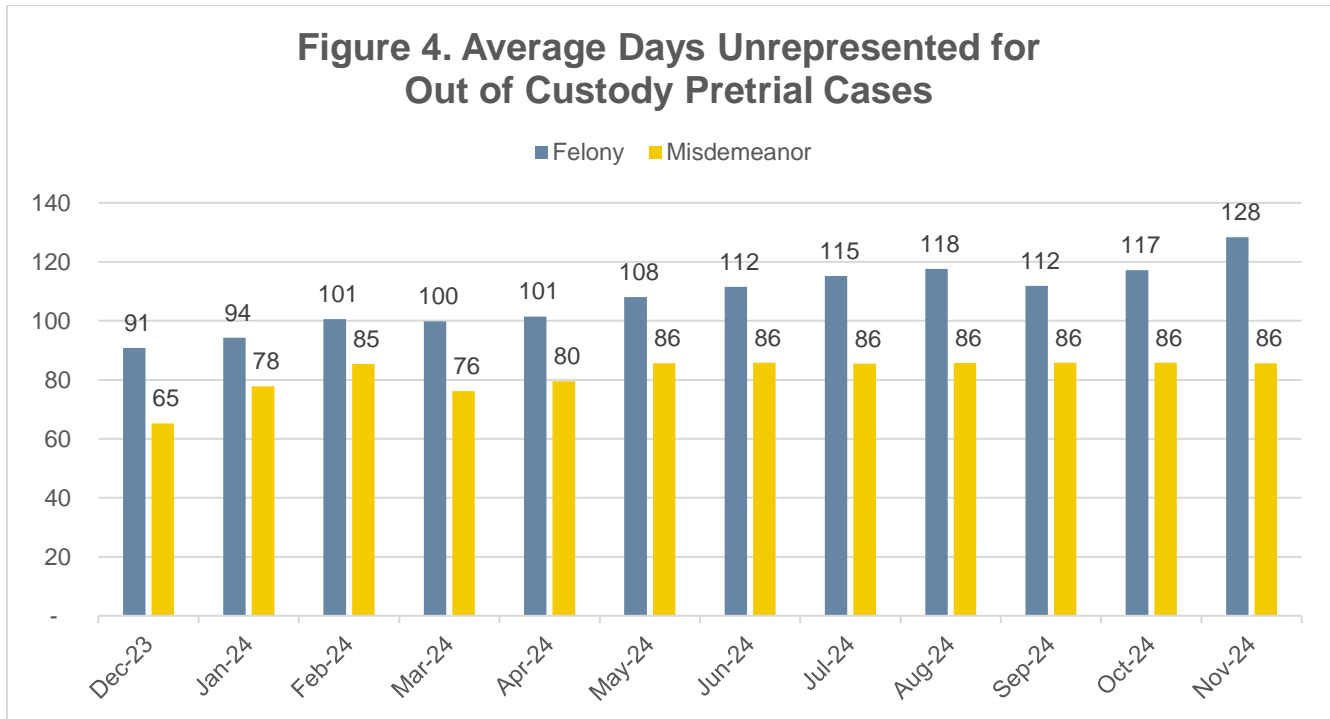
Figure 3 shows the number of cases entering and exiting the unrepresented list each month. The number of cases entering the unrepresented list in November 2024 decreased from the previous month, as did the number of cases exiting the list. The overall number of unrepresented cases increased because the number entering the list was larger than the number exiting the list.



Source: OJD Odyssey Data (eCourt).

Unrepresented – Out-of-Custody

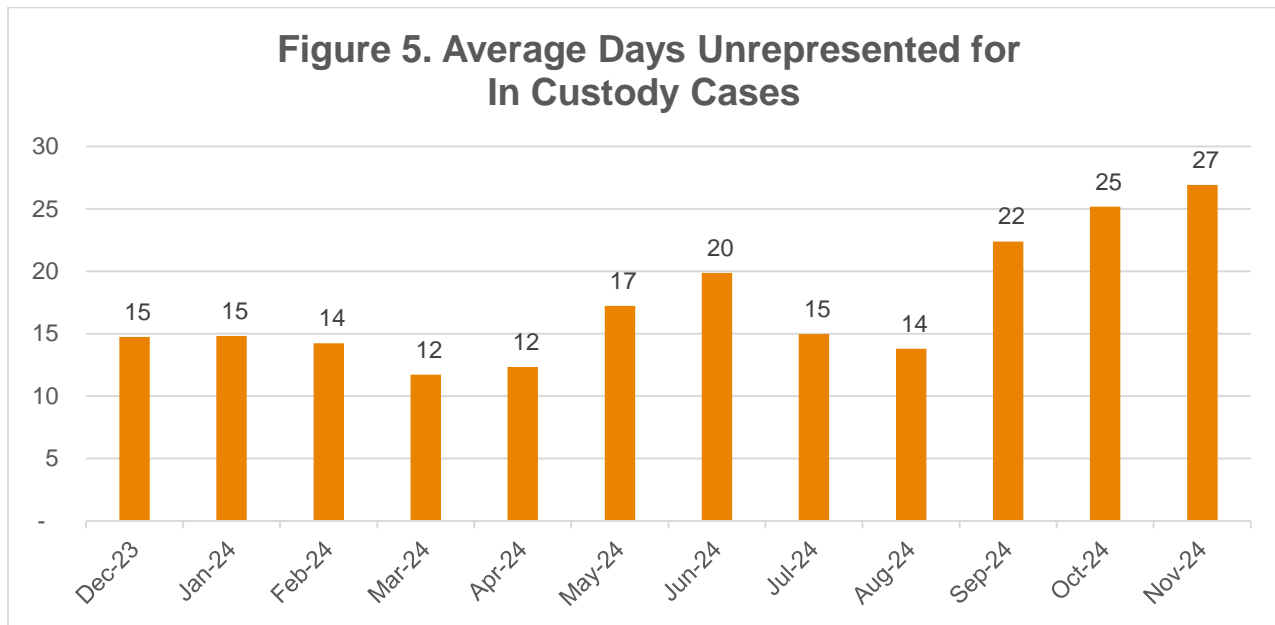
Figure 4 shows trends in the average days an out-of-custody felony or misdemeanor case is unrepresented by month. Since December 2023, the average number of days a felony case is unrepresented has increased from 91 days to 128 days. Misdemeanor cases on average have remained on the unrepresented list for 86 days each month since May 2024.



Source: OJD Odyssey Data (eCourt).

Unrepresented – In-Custody

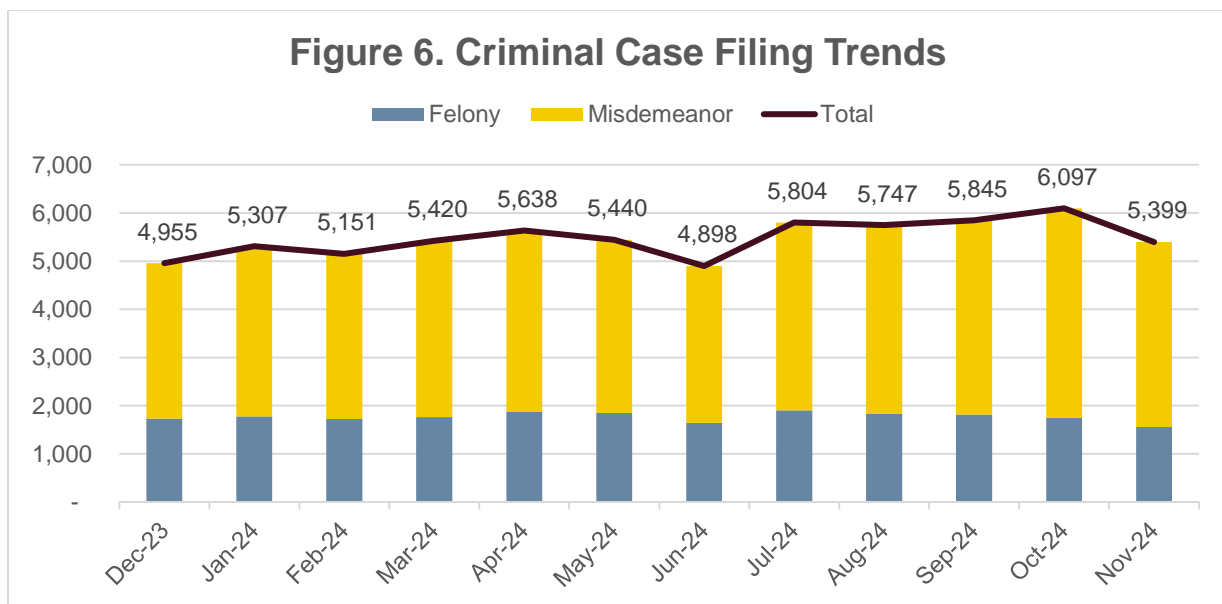
Figure 5 shows trends in the average number of days a person is both in custody and is unrepresented in any case. This chart primarily consists of people who are in custody and are unrepresented either on that in-custody case, another in-custody case, or an out-of-custody case. Because of the variety of circumstances in which being represented and unrepresented in different cases can occur while a person is in custody, this creates complexity in ensuring a person has appointed counsel on all their pending cases. If a person is being held in custody for reasons other than the unrepresented case, they may not be prioritized for appointment of counsel by OPDC because they will remain in custody for other reasons.



Source: OJD Odyssey Data (eCourt).

Criminal Case Filings

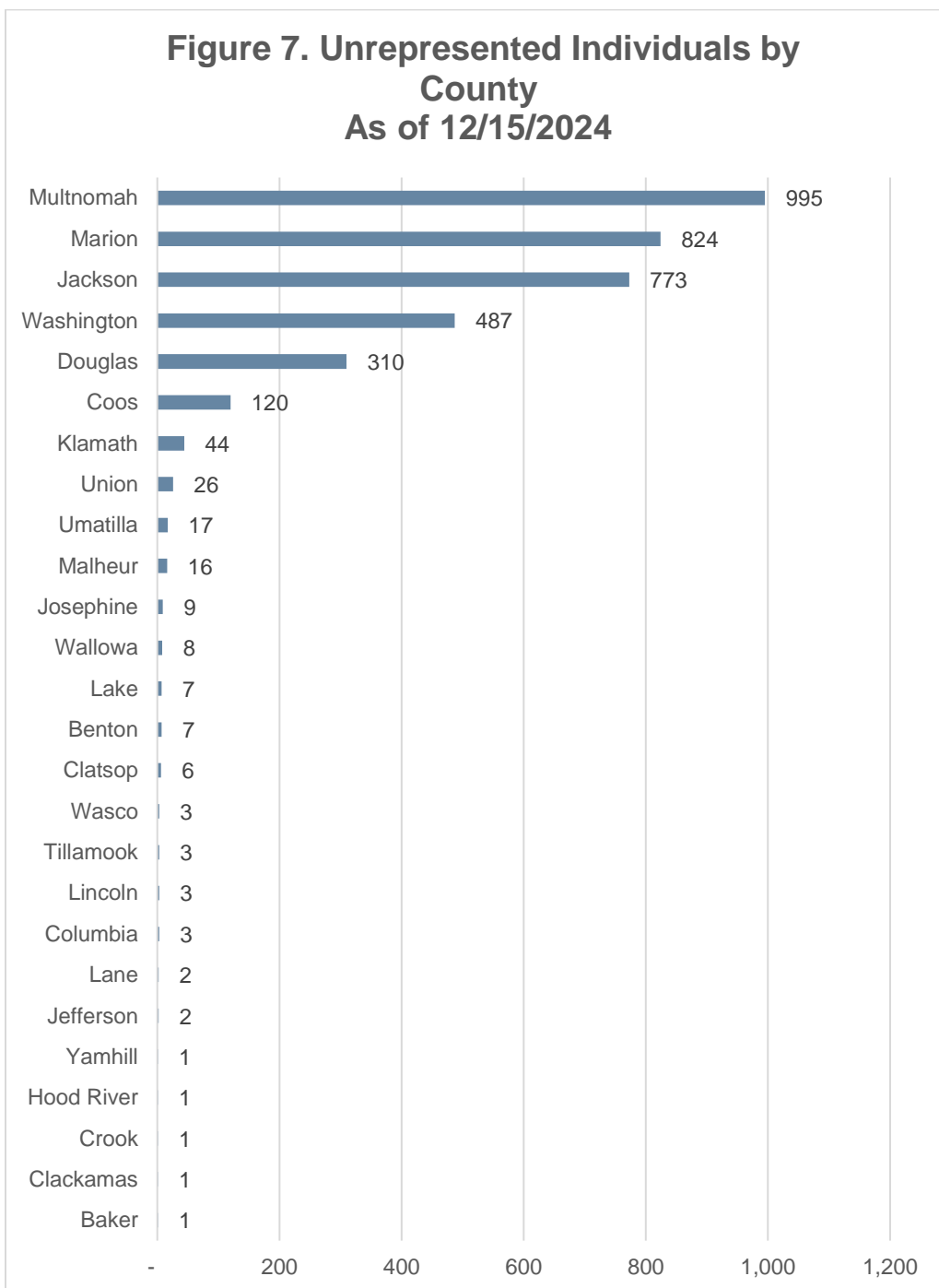
Figure 6 shows the criminal case filing trends since December 2023. Criminal case filings decreased in November 2024 to a total of 5,399 filings. Criminal case filings for 2024 are almost 9 percent higher than in 2023, but the same approximate level as 2020 filings. The number of case filings does not directly correlate to the number of unrepresented cases but filing trends do help predict the number of attorneys needed.



Source: OJD Odyssey Data (eCourt).

Unrepresented by County

Figure 7 shows the number of unrepresented persons by county as of December 15, 2024. Multnomah, Marion, Jackson, Washington, Douglas, and Coos counties continue to have the highest number of unrepresented persons in the state. Multnomah County’s unrepresented list increased by 105 individuals since November 15, 2024, to a total of 995 unrepresented individuals on December 15, 2024.



Source: OJD Odyssey Data (eCourt).